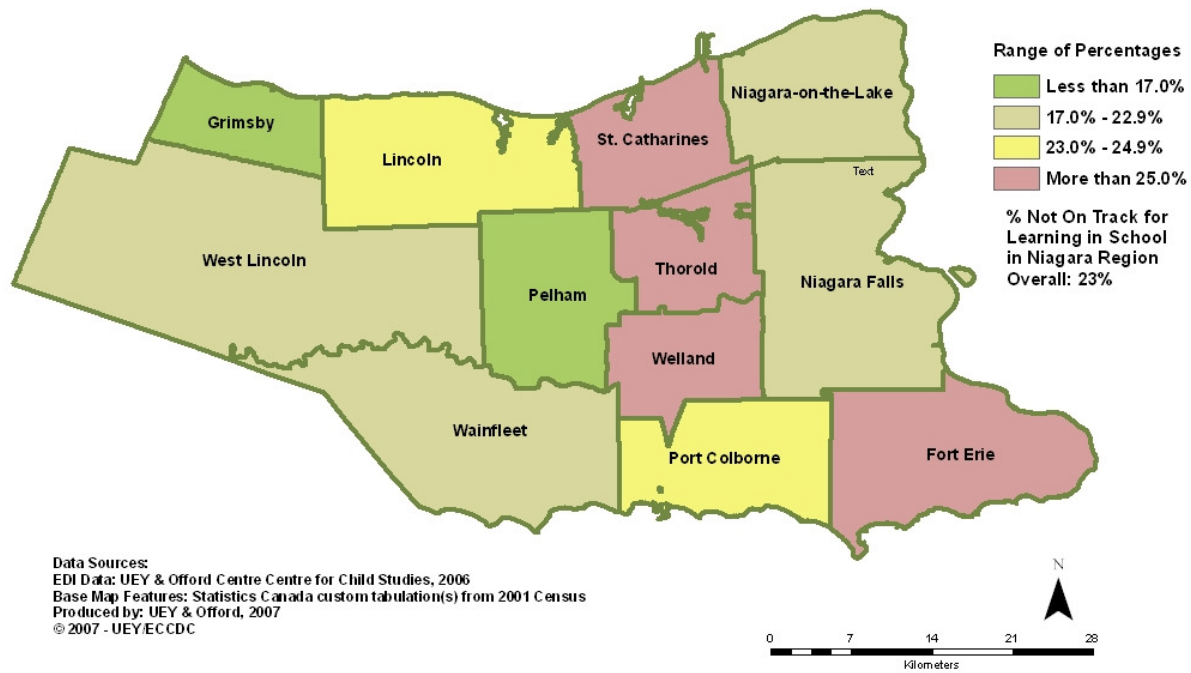


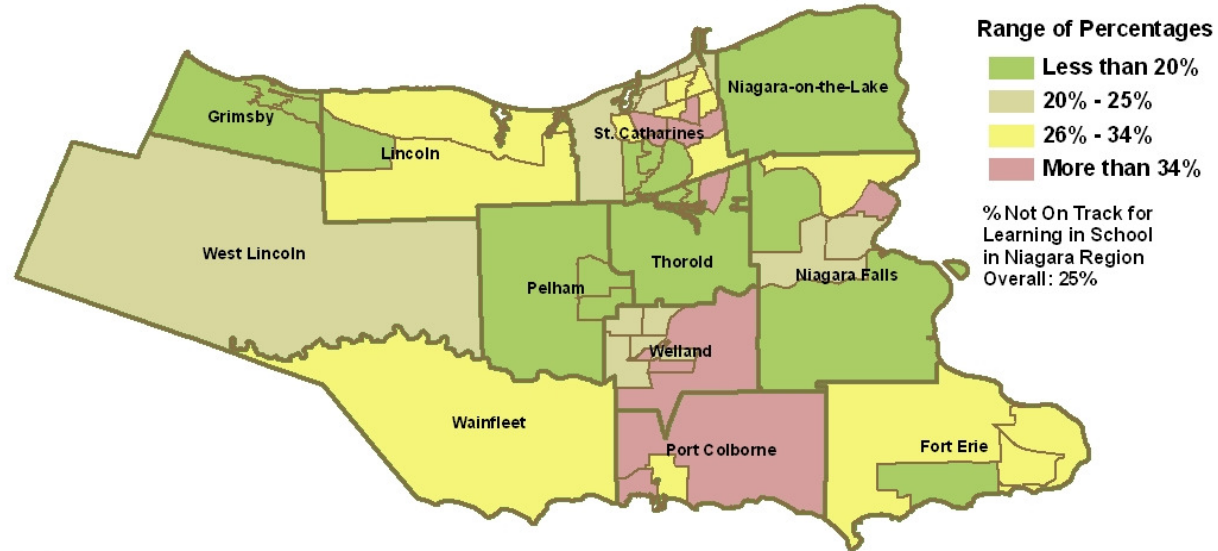
Overall % Not On Track for Learning in School in Niagara Region

(Not On Track for Learning in School: Children who scored below the 25th percentile)

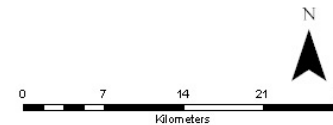


% Not On Track for Learning in School in Niagara Region - Communication Skills & General Knowledge

(Not On Track for Learning in School: Children who scored below the 25th percentile)

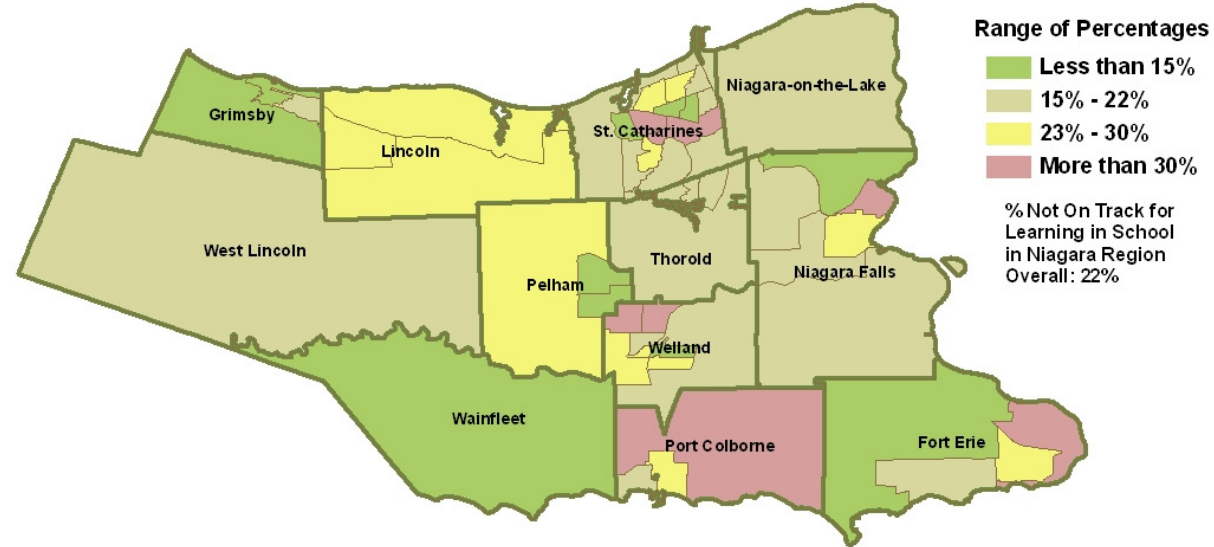


Data Sources:
 EDI Data: UEY & Offord Centre Centre for Child Studies, 2006
 Base Map Features: Statistics Canada tabulation(s) from 2001 Census
 Amalgamated Neighbourhoods: UEY & Ontario Early Years Niagara Region, 2007
 Produced by: UEY & Offord, 2007
 © 2007 - UEY.ECCDC

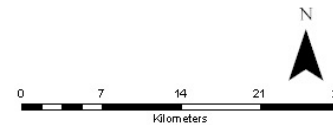


% Not On Track for Learning in School in Niagara Region - Emotional Maturity

(Not On Track for Learning in School: Children who scored below the 25th percentile)

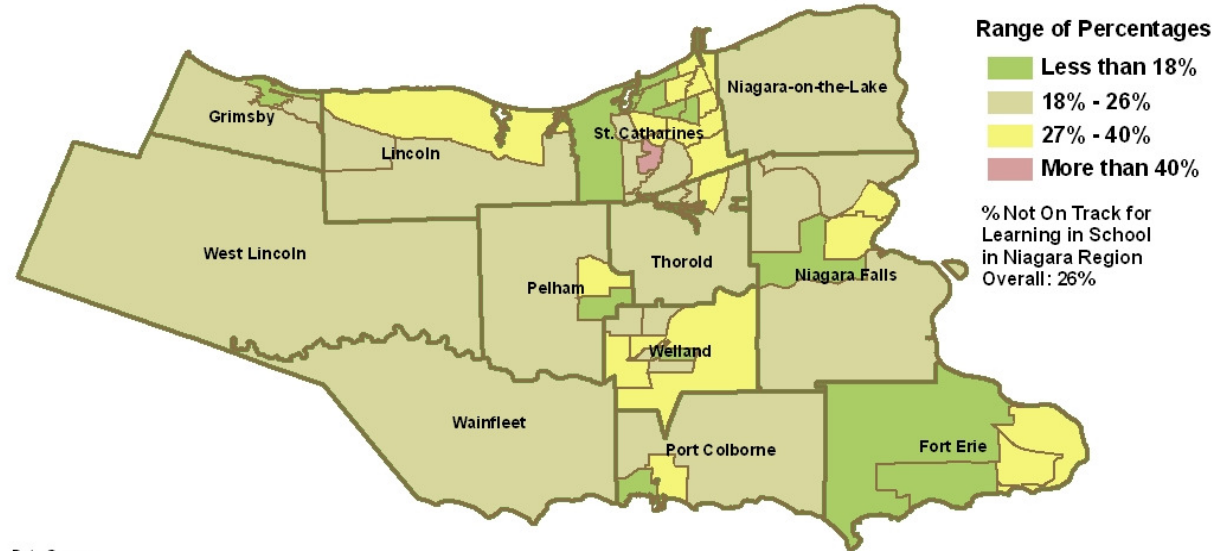


Data Sources:
 EDI Data: UEY & Offord Centre for Child Studies, 2006
 Base Map Features: Statistics Canada custom tabulation(s) from 2001 Census
 Amalgamated Neighbourhoods: UEY & Ontario Early Years Niagara Region, 2007
 Produced by: UEY & Offord, 2007
 © 2007 - UEY.ECCDC

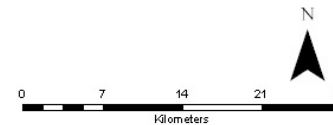


% Not On Track for Learning in School in Niagara Region - Language & Cognitive Development

(Not On Track for Learning in School: Children who scored below the 25th percentile)

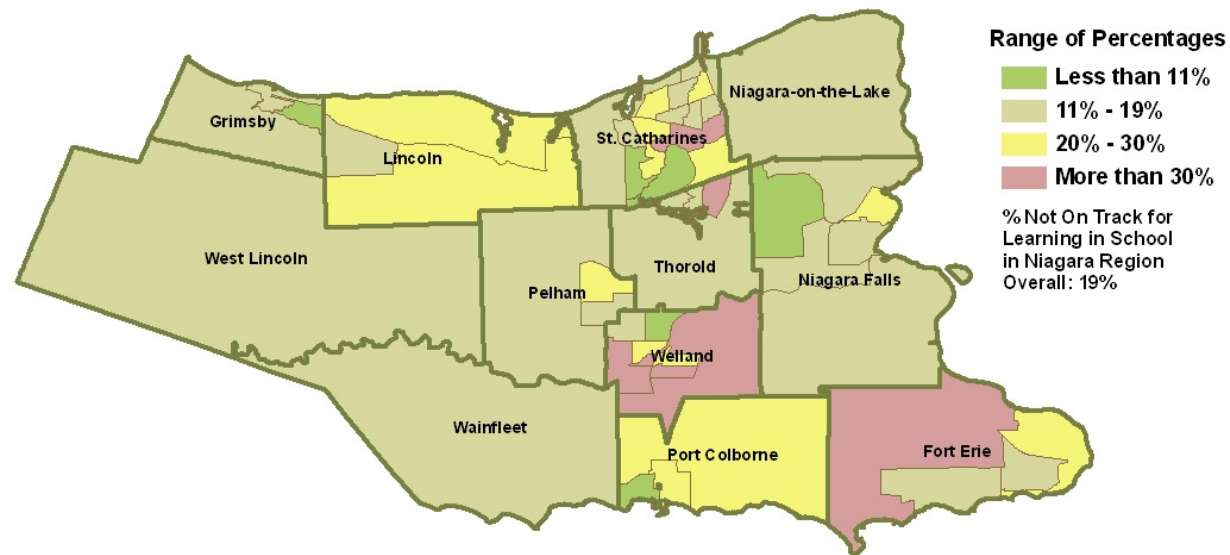


Data Sources
 EDI Data: UEY & Offord Centre Centre for Child Studies, 2006
 Base Map Features: Statistics Canada custom tabulation(s) from 2001 Census
 Amalgamated Neighbourhoods: : UEY & Ontario Early Years Niagara Region, 2007
 Produced by: UEY & Offord, 2007
 © 2007 - UEY/ECCDC

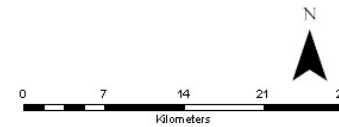


% Not On Track for Learning in School in Niagara Region - Physical Health and Well-Being

(Not On Track for Learning in School: Children who scored below the 25th percentile)

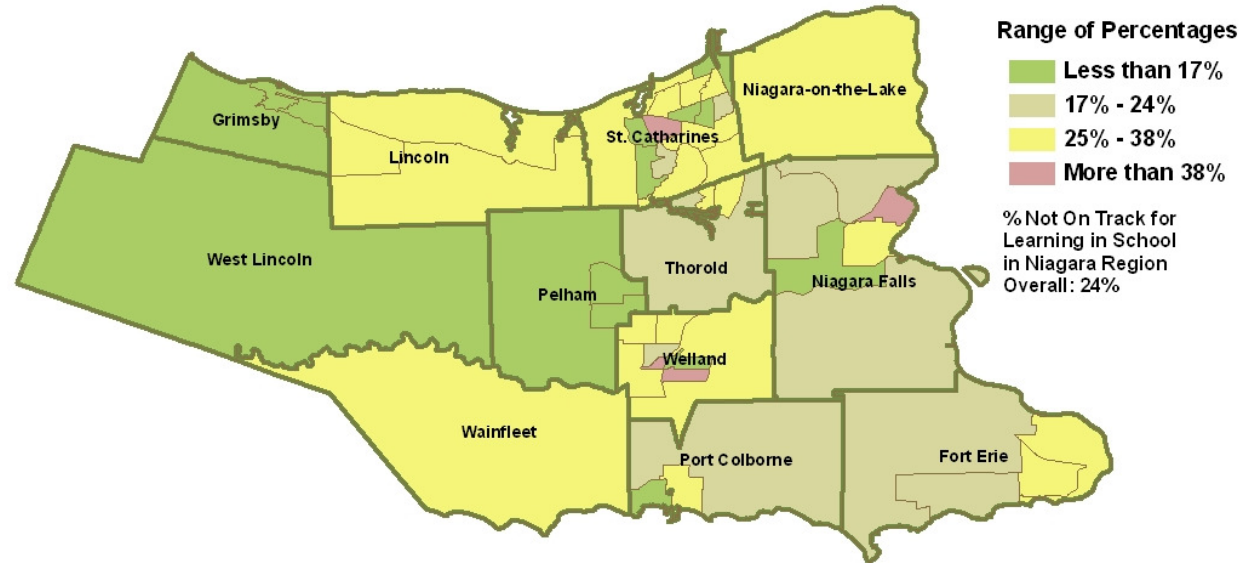


Data Sources:
 EDI Data: UEY & Offord Centre Centre for Child Studies, 2006
 Base Map Features: Statistics Canada custom tabulation(s) from 2001 Census
 Amalgamated Neighbourhoods: UEY & Ontario Early Years Niagara Region, 2007
 Produced by: UEY & Offord, 2007
 © 2007 - UEY/ECCDC



% Not On Track for Learning in School in Niagara Region - Social Competence

(Not On Track for Learning in School: Children who scored below the 25th percentile)



Data Sources:
 EDI Data: UEY & Offord Centre for Child Studies, 2006
 Base Map Features: Statistics Canada custom tabulation(s) from 2001 Census
 Amalgamated Neighbourhoods: UEY & Ontario Early Years Niagara Region, 2007
 Produced by: UEY & Offord, 2007
 © 2007 - UEY/ECCDC

